


Instruction Manual

for

5 axis Bread-Out Board V5



Specification:

Power: 5V

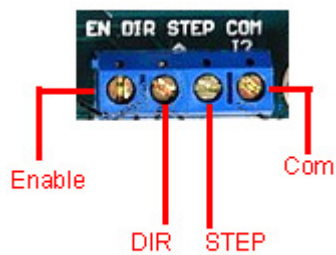

Channel: 5

Connection: Parallel (DB25)

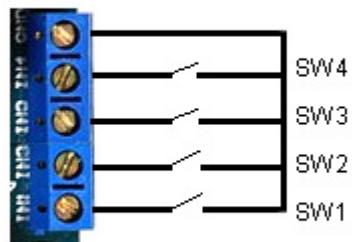
Limit Switch: 4

Relay output: Yes

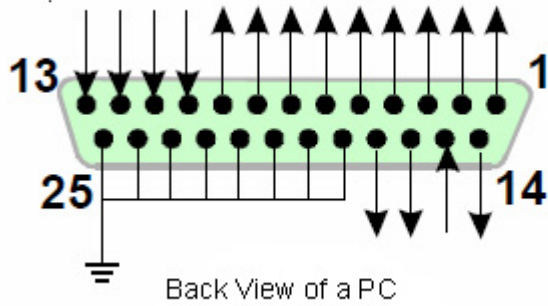
Support Mach3: Yes



Stepper driver port



Limit switch ports



DB25 pin layout.

Note, picture shows the back view of a PC parallel port.

PIN1	PIN2	PIN3	PIN3	PIN5	PIN6	PIN7	PIN8	PIN9	PIN10
CKE	CKA	CWA	CKB	CWB	CKC	CWC	CKD	CWD	DIN1
E STEP	A STEP	A DIR	B STEP	B DIR	C STEP	C DIR	D STEP	D DIR	Limit1
PIN11	PIN12	PIN13	PIN14	PIN16	PIN17	PIN18-25			
DIN2	DIN3	DIN4	CWE	Rly	EN	GND			
Limit2	Limit3	Limit4	E DIR	Relay	Enable	Ground			

Basic Mach3 setup

Port & Pin setup

